

SURETECH HV/PA Operating Characteristics (Preliminary)

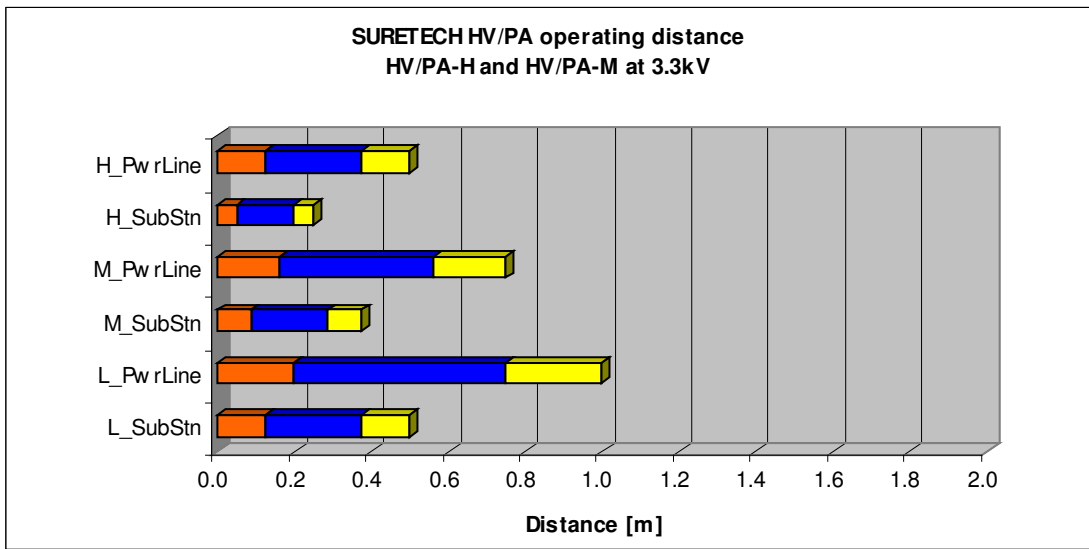
Instrument sub types: **H** (white enclosure), **M** (grey enclosure), **L** (black enclosure) are generally oriented respectively to:

- High electrical skilled personnel
- Medium electrical skilled personnel
- Low electrical skilled personnel

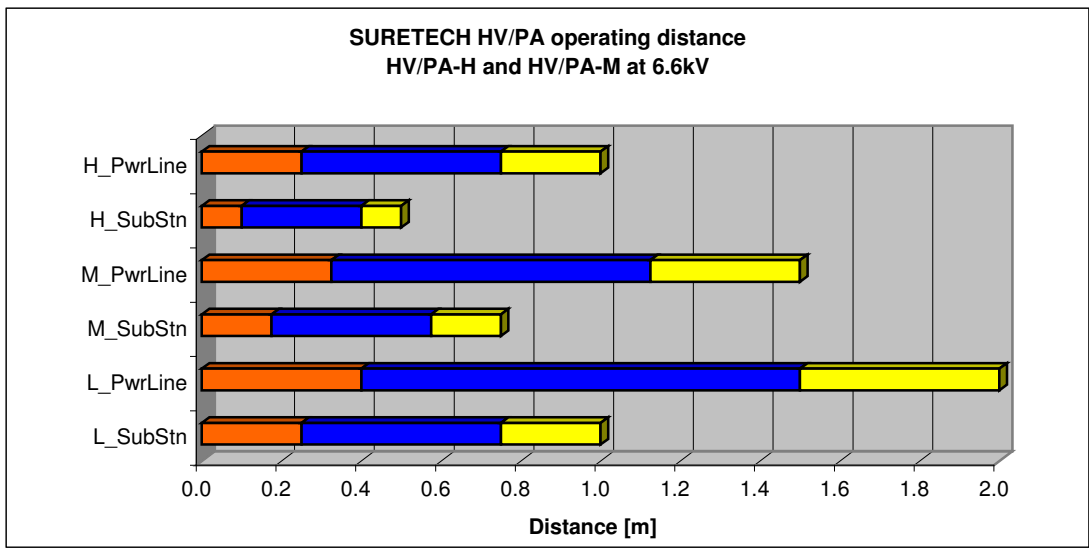
Operating distances are:

- Distance at which instrument switches itself ON, beeps at 0.66Hz over the **ROVING RANGE (YELLOW)**
- Beep / flash rate increases from 0.66Hz smoothly up to 20Hz **LINEAR RANGE (BLUE)**
- Instrument saturates at 22Hz **SATURATION RANGE (RED)**

Line voltage:
3.3kV



Line voltage:
6.6kV



SURETECH HV/PA Operating Characteristics (Preliminary)

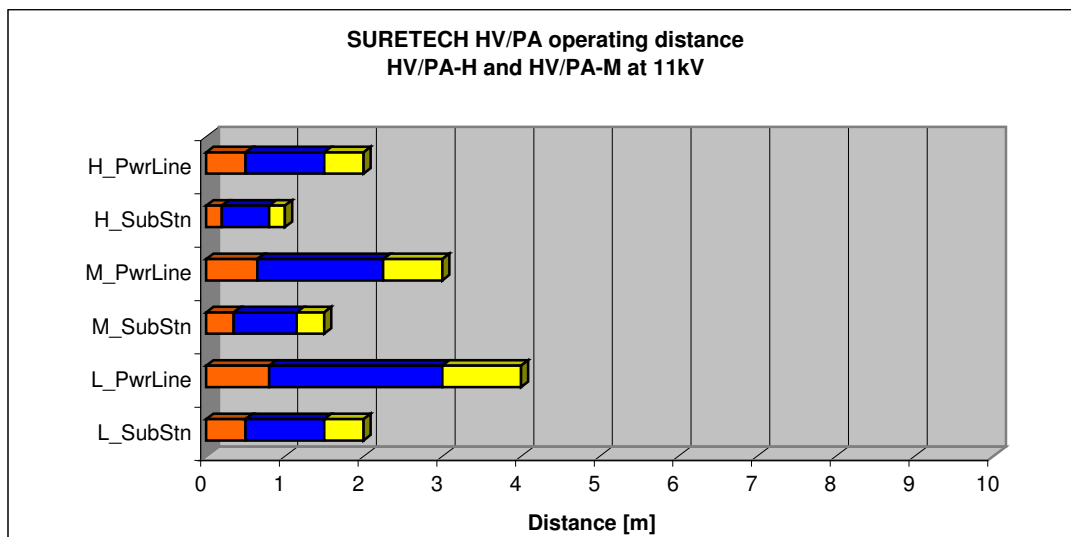
Instrument sub types: **H** (white enclosure), **M** (grey enclosure), **L** (black enclosure) are generally oriented respectively to:

- High electrical skilled personnel
- Medium electrical skilled personnel
- Low electrical skilled personnel

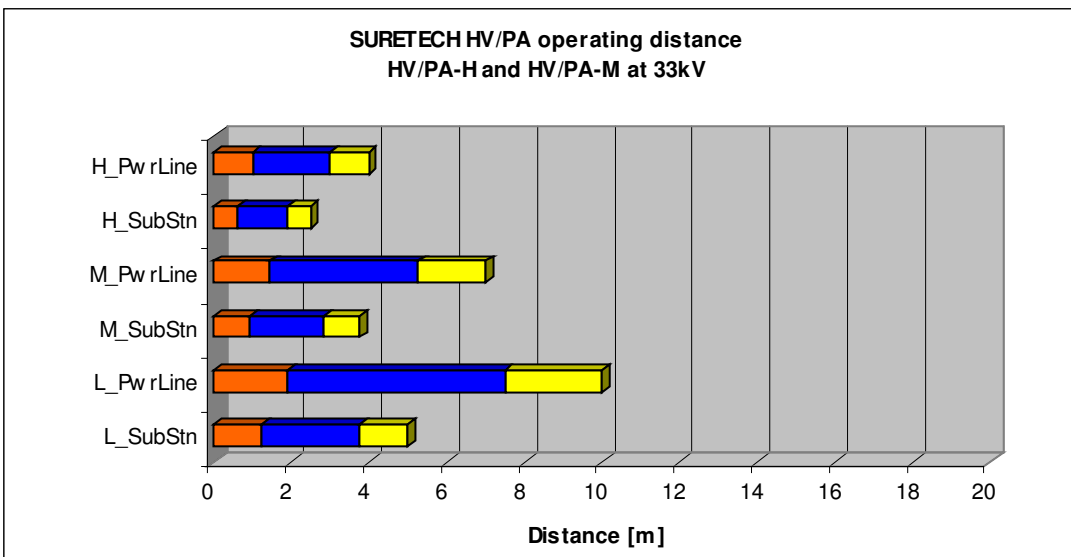
Operating distances are:

- Distance at which instrument switches itself ON, beeps at 0.66Hz over the **ROVING RANGE (YELLOW)**
- Beep / flash rate increases from 0.66Hz smoothly up to 20Hz **LINEAR RANGE (BLUE)**
- Instrument saturates at 22Hz **SATURATION RANGE (RED)**

Line voltage:
11kV



Line voltage:
33kV



SURETECH HV/PA Operating Characteristics (Preliminary)

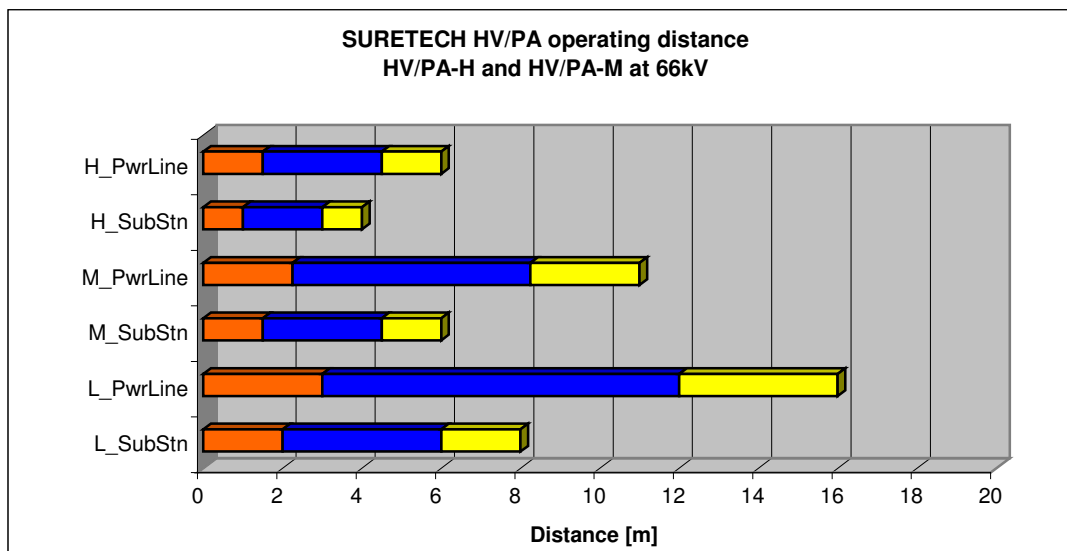
Instrument sub types: **H** (white enclosure), **M** (grey enclosure), **L** (black enclosure) are generally oriented respectively to:

- High electrical skilled personnel
- Medium electrical skilled personnel
- Low electrical skilled personnel

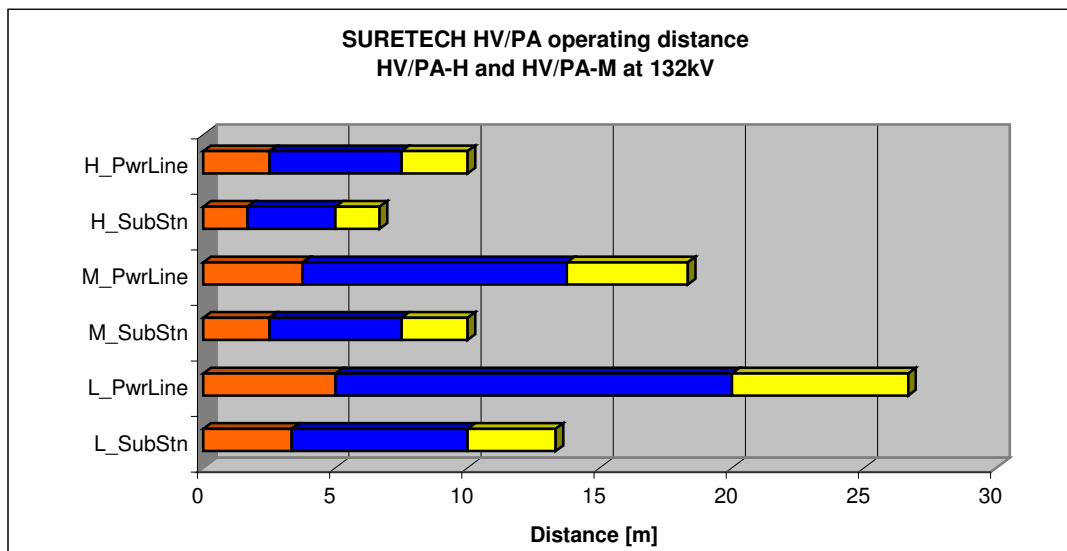
Operating distances are:

- Distance at which instrument switches itself ON, beeps at 0.66Hz over the **ROVING RANGE (YELLOW)**
- Beep / flash rate increases from 0.66Hz smoothly up to 20Hz **LINEAR RANGE (BLUE)**
- Instrument saturates at 22Hz **SATURATION RANGE (RED)**

Line voltage:
66kV



Line voltage:
132kV



SURETECH HV/PA Operating Characteristics (Preliminary)

Instrument sub types: **H** (white enclosure), **M** (grey enclosure), **L** (black enclosure) are generally oriented respectively to:

- High electrical skilled personnel
- Medium electrical skilled personnel
- Low electrical skilled personnel

Operating distances are:

- Distance at which instrument switches itself ON, beeps at 0.66Hz over the **ROVING RANGE (YELLOW)**
- Beep / flash rate increases from 0.66Hz smoothly up to 20Hz **LINEAR RANGE (BLUE)**
- Instrument saturates at 22Hz **SATURATION RANGE (RED)**

Line voltage:
400kV

